

TABLE OF CONTENTS

Buick	1-2
Cadillac	2-3
Chevrolet	4
Chevrolet Truck	4-7
Chrysler	7-8
Chrysler Truck	8
Dodge	8-9
Dodge Truck	9-10
Eagle	10
Ford	10-13
Ford Truck	13-16
GMC Truck	16-19
Lincoln	19-20
Mazda Truck	20-21
Mercury	21-23
Mercury Truck	23
Oldsmobile	23-24
Oldsmobile Truck	24
Plymouth	24
Plymouth Truck	25
Pontiac	25-26
Pontiac Truck	26
Saturn	26
Numerical List	27
Cross References	28-31
Ford PFE Klean Screen Kit	32
Klean Screen Basket Installation Instructions	33

EGR KLEAN SCREEN™

CARBON FILTERS

PATENT PENDING



GM Linear EGR Gasket
Tomco Part #2-1357



GM 3.8L Linear EGR Gasket
Tomco Part #2-1379



Ford PFE EGR Gasket/Basket
Tomco Part #2-1377



Ford PFE Kit
Tomco Part #2-1378

WHAT THEY DO

Catch and filter out carbon particles in the EGR system that cause stalling and rough idle.

FAILURE SYMPTOMS

Stalling and rough idle.

MAINTENANCE/SERVICE

Check EGR system when MIL codes indicate low EGR flow. Install to prevent carbon fouling of the EGR Valve and Passages.

LOCATION


On the engine, under EGR Valve.



Chrysler EGR Gasket
Tomco Part #2-1370



Ford Sonic EGR Gasket/Basket
Tomco Part #2-1371



Ford Sonic EGR Gasket
Tomco Part #2-1121

YEAR	ENGINE	FOOTNOTES	OE NO. ON EGR VALVE	TOMCO EGR #	KLEAN SCREEN#
BUICK					
4 CYL					
Century					
1996	2.2L (4) 134"		17096306, 17113712	10518	2-1357
Skylark					
1998-1996	2.4L (T) 146"		17096306, 17113712	10518	2-1357
6 CYL					
Century					
1998-1996	3.1L (M) 189"		17096154, 17113285	10515	2-1357
Century Custom					
1999	3.1L (M) 189"		17113285	10515	2-1357
Century LTD					
1999	3.1L (M) 189"		17113285	10515	2-1357

YEAR	ENGINE	FOOTNOTES	OE NO. ON EGR VALVE	TOMCO EGR #	KLEAN SCREEN#
BUICK 6 CYL. (cont'd)					
LeSabre					
2003-2002	3.8L (K) 231"		12568582	10516	2-1379
2001-1995	3.8L (K) 231"		12570094, 17095163, 17096199, 17113284, 17113283	10520	2-1379
1995-1994	3.8L (L) 231"		17094153, 17094185, 17113283	10519	2-1379
Park Avenue					
2001-1995	3.8L (1) 231"		12570094, 17095163, 17096199, 17113284, 17113283	10520	2-1379
1995-1994	3.8L (1) 231"		17113283	10519	2-1379
2002	3.8L (K) 231"		12568582	10516	2-1379
2001-1995	3.8L (K) 231"		12570094, 17095163, 17096199, 17113284, 17113283	10520	2-1379
1995-1994	3.8L (L) 231"		17094153, 17094185, 17113283	10519	2-1379
Park Avenue Ultra					
2001-1995	3.8L (1) 231"		12570094, 17095163, 17096199, 17113284, 17113283	10520	2-1379
1995-1994	3.8L (1) 231"		17094153, 17094185, 17113283	10519	2-1379
Regal					
1998-1996	3.1L (M) 189"		17096154, 17113285	10515	2-1357
2001-1997	3.8L (1) 231"		12570094, 17095163, 17096199, 17113284, 17113283	10520	2-1379
2001-1996	3.8L (K) 231"		12570094, 17095163, 17096199, 17113284, 17113283	10520	2-1379
1995-1994	3.8L (L) 231"		17094153, 17094185, 17113283	10519	2-1379
Regal GS					
2003-2002	3.8L (1) 231"		12568582	10516	2-1379
Regal LS					
1999	3.1L (M) 189"		17113285	10515	2-1357
2003-2002	3.8L (K) 231"		12568582	10516	2-1379
Riviera					
1999-1996	3.8L (1) 231"		12570094, 17095163, 17096199, 17113284, 17113283	10520	2-1379
1995	3.8L (1) 231"		17094153, 17094185, 17113283	10519	2-1379
1997-1995	3.8L (K) 231"		12570094, 17095163, 17096199, 17113284, 17113283	10520	2-1379
Skylark					
1998-1996	3.1L (M) 191"		17096154, 17113285	10515	2-1357
CADILLAC					
8 CYL					
Commercial					
1999-1997	4.6L (9) 281"		17113301, 17113535, 17094028	10523	2-1357
1999-1997	4.6L (Y) 281"		17113301, 17113535, 17094028	10523	2-1357
Concours					
1999-1997	4.6L (9) 281"		17113713	10523	2-1357
1999-1997	4.6L (Y) 281"		17113713	10523	2-1357
1994	4.6L (Y) 281"		17113300, 17093175	10514	2-1357

YEAR	ENGINE	FOOTNOTES	OE NO. ON EGR VALVE	TOMCO EGR #	KLEAN SCREEN#
CADILLAC 8 CYL. (cont'd)					
DeVille					
2001-2000	4.6L (9) 281"		17113619, 17200271	10516	2-1357
1999-1995	4.6L (9) 281"		17113713	10523	2-1357
2001-2000	4.6L (L) 281"		17113619, 17200271	10516	2-1357
2002	4.6L (Y) 281"		12568582	10516	2-1357
2001-2000	4.6L (Y) 281"		17113619, 17200271	10516	2-1357
1999-1995	4.6L (Y) 281"		17113301, 17113535, 17094028, 17113713	10523	2-1357
DeVille Concours					
1999-1995	4.6L (9) 281"		17113301, 17113535, 17094028, 17113713	10523	2-1357
1999-1995	4.6L (Y) 281"		17113301, 17113535, 17094028, 17113713	10523	2-1357
Deville d' Elegance					
1999-1997	4.6L (Y) 281"		17113713	10523	2-1357
DeVille DHS					
2001-2000	4.6L (9) 281"		17113619, 17200271	10516	2-1357
2001-2000	4.6L (L) 281"		17113619, 17200271	10516	2-1357
2002	4.6L (Y) 281"		12568582	10516	2-1357
2001-2000	4.6L (Y) 281"		17113619, 17200271	10516	2-1357
DeVille DTS					
2002	4.6L (9) 281"		12568582	10516	2-1357
2001-2000	4.6L (L) 281"		17113619, 17200271	10516	2-1357
Eldorado					
1996-1995	4.6L (9) 281"		17113713	10523	2-1357
1994-1993	4.6L (9) 281"		17113300, 17093175	10514	2-1357
2002	4.6L (Y) 281"		12568582	10516	2-1357
2001-2000	4.6L (Y) 281"		17113619, 17200271	10516	2-1357
1999-1997	4.6L (Y) 281"		17113301, 17113535, 17094028, 17113713	10523	2-1357
1996-1995	4.6L (Y) 281"		17113713	10523	2-1357
1994-1993	4.6L (Y) 281"		17113300, 17093175	10514	2-1357
Eldorado Touring					
2002	4.6L (9) 281"		12568582	10516	2-1357
2001-2000	4.6L (9) 281"		17113619, 17200271	10516	2-1357
1999-1997	4.6L (9) 281"		17113713	10523	2-1357
Seville					
1994-1993	4.6L (9) 281"		17113300, 17093175	10514	2-1357
1995	4.6L (Y) 281"		17113713	10523	2-1357
Seville SLS					
2001-2000	4.6L (L) 281"		17113619, 17200271	10516	2-1357
2002	4.6L (Y) 281"		12568582	10516	2-1357
2001-2000	4.6L (Y) 281"		17113619, 17200271	10516	2-1357
1999-1995	4.6L (Y) 281"		17113301, 17113535, 17094028, 17113713	10523	2-1357
1994-1993	4.6L (Y) 281"		17113300, 17093175	10514	2-1357
Seville STS					
2002	4.6L (9) 281"		12568582	10516	2-1357
2001-2000	4.6L (9) 281"		17113619, 17200271	10516	2-1357
1999-1995	4.6L (9) 281"		17113713	10523	2-1357
2001-2000	4.6L (L) 281"		17113619, 17200271	10516	2-1357

YEAR	ENGINE	FOOTNOTES	OE NO. ON EGR VALVE	TOMCO EGR #	KLEAN SCREEN#
CHEVROLET					
4 CYL					
Beretta					
1996	2.2L (4) 134"		17096306, 17113712	10518	2-1357
Cavalier					
1998-1996	2.2L (4) 134"		17096306, 17113712	10518	2-1357
1998-1996	2.4L (T) 146"		17096306, 17113712	10518	2-1357
Corsica					
1996	2.2L (4) 134"		17096306, 17113712	10518	2-1357
Malibu					
1998-1997	2.4L (T) 146"		17096306, 17113712	10518	2-1357
6 CYL					
Beretta					
1996	3.1L (M) 189"		17096154, 17113285	10515	2-1357
Camaro					
2002-1995	3.8L (K) 231"		12568589, 17094098, 17096198, 17113282, 17113642	10517	2-1379
Corsica					
1996	3.1L (M) 189"		17096154, 17113285	10515	2-1357
Impala					
2002	3.8L (K) 231"		12568582, 17200271	10516	2-1379
2001-2000	3.8L (K) 231"		12570094	10520	2-1379
Lumina					
1999-1996	3.1L (M) 189"		17096154, 17113285	10515	2-1357
1997-1996	3.4L (X) 207"		12570094, 17095163, 17096199, 17113284, 17113643	10520	2-1357
1999-1998	3.8L (K) 231"		12570094, 17095163, 17096199, 17113284, 17113643	10520	2-1357
Malibu					
1999-1997	3.1L (M) 189"		17096154, 17113285	10515	2-1357
Monte Carlo					
1999-1996	3.1L (M) 189"		17096154, 17113285	10515	2-1357
1997-1996	3.4L (X) 207"		12570094, 17095163, 17096199, 17113284, 17113643	10520	2-1357
2002	3.8L (K) 231"		12568582, 17200271	10516	2-1379
2001-2000	3.8L (K) 231"		12570094	10520	2-1379
1999-1998	3.8L (K) 231"		12570094, 17096199, 17113284, 17095163	10520	2-1379
8 CYL					
Camaro					
1999-1998	5.7L (G) 350"	LSI	17113589, 17099322, 17113527	10521	2-1357
Corvette					
1995-1993	5.7L (J) 350"		17113280, 17093135	10522	2-1357
CHEVROLET TRUCK					
4 CYL					
Postal					
1996	2.2L (4) 133"		17096306	10518	2-1357

YEAR	ENGINE	FOOTNOTES	OE NO. ON EGR VALVE	TOMCO EGR #	KLEAN SCREEN#
CHEVROLET TRUCK 4 CYL. (cont'd)					
S10					
1998-1996	2.2L (4) 133"		17096306	10518	2-1357
6 CYL					
Astro					
2001-1996	4.3L (W) 262"		17113405, 17113618	10516	2-1357
1995	4.3L (W) 262"	w/AT,Exc.Leaded Fuel Compatible	17094058, 17113533, 17113281	10524	2-1357
1994-1992	4.3L (W) 262"		17113534, 17113279	10525	2-1357
1994	4.3L (Z) 262"	w/AT,Exc.Leaded Fuel Compatible	17113301	10523	2-1357
1993	4.3L (Z) 262"	Cal.	17113405	10516	2-1357
Blazer					
1995	4.3L (W) 262"	w/MT,4WD	17094058, 17113533, 17113281	10524	2-1357
1999-1996	4.3L (X) 262"		17113405	10516	2-1357
C Series					
1999-1996	4.3L (W) 262"		17113405, 17113618	10516	2-1357
1995	4.3L (Z) 262"	w/AT,Cal.	17113301	10523	2-1357
C10					
1999-1996	4.3L (W) 262"		17113405, 17113618	10516	2-1357
1995	4.3L (Z) 262"	w/AT	17113301	10523	2-1357
1994	4.3L (Z) 262"	w/AT,Cal.	17113301	10523	2-1357
1993	4.3L (Z) 262"	w/AT	17113405	10516	2-1357
C20					
1999-1996	4.3L (W) 262"		17113405, 17113618	10516	2-1357
1995	4.3L (Z) 262"	w/AT	17113301	10523	2-1357
C30					
1999-1996	4.3L (W) 262"		17113405, 17113618	10516	2-1357
1995	4.3L (Z) 262"	Under 8,500 GVW	17113301	10523	2-1357
Express					
1999-1996	4.3L (W) 262"		17113405, 17113618	10516	2-1357
1995	4.3L (Z) 262"	w/AT	17113301	10523	2-1357
1995	4.3L (Z) 262"	Under 8,500 GVW	17113301	10523	2-1357
G Series					
1999-1996	4.3L (W) 262"		17113405, 17113618	10516	2-1357
G10					
1999-1996	4.3L (W) 262"		17113405, 17113618	10516	2-1357
1995	4.3L (Z) 262"	w/AT	17113301	10523	2-1357
G20					
1999-1996	4.3L (W) 262"		17113405, 17113618	10516	2-1357
1995	4.3L (Z) 262"	w/AT	17113301	10523	2-1357
G30					
1999-1996	4.3L (W) 262"		17113405, 17113618	10516	2-1357
1995	4.3L (Z) 262"	Under 8,500 GVW	17113301	10523	2-1357
K10					
1999-1996	4.3L (W) 262"		17113405, 17113618	10516	2-1357
1995	4.3L (Z) 262"	w/AT,Cal.	17113301	10523	2-1357
K20					
1999-1996	4.3L (W) 262"		17113405, 17113618	10516	2-1357

YEAR	ENGINE	FOOTNOTES	OE NO. ON EGR VALVE	TOMCO EGR #	KLEAN SCREEN#
CHEVROLET TRUCK 6 CYL. (cont'd)					
Lumina APV					
1996	3.4L (E) 207"		17113285	10515	2-1357
1995-1994	3.8L (L) 231"		17094153, 17094185, 17113283	10519	2-1379
P30					
1999-1996	4.3L (W) 262"		17113405, 17113618	10516	2-1357
S10					
1995	4.3L (W) 262"	2WD	17094058, 17113533, 17113281	10524	2-1357
1995	4.3L (W) 262"	w/AT,4WD	17094058, 17113533, 17113281	10524	2-1357
1995	4.3L (W) 262"	w/MT,4WD	17094058, 17113533, 17113281	10524	2-1357
1994	4.3L (W) 262"		17093134, 17113534, 17113279	10525	2-1357
1999-1996	4.3L (X) 262"		17113405	10516	2-1357
1995	4.3L (Z) 262"	w/AT	17113301	10523	2-1357
1994	4.3L (Z) 262"	w/AT,Cal.	17113301	10523	2-1357
Suburban					
1999-1996	4.3L (W) 262"		17113405, 17113618	10516	2-1357
1995	4.3L (Z) 262"	w/AT,Cal.	17113301	10523	2-1357
1994	4.3L (Z) 262"	w/AT,Cal.	17113301	10523	2-1357
1993	4.3L (Z) 262"	w/AT	17113405	10516	2-1357
Tahoe					
1999-1996	4.3L (W) 262"		17113405, 17113618	10516	2-1357
1995	4.3L (Z) 262"	w/AT,Cal.	17113301	10523	2-1357
1994	4.3L (Z) 262"	w/AT,Cal.	17113301	10523	2-1357
1993	4.3L (Z) 262"	w/AT	17113405	10516	2-1357
Venture					
1999-1997	3.4L (E) 207"		17096154, 17113285	10515	2-1357
8 CYL					
C Series					
1999-1996	5.0L (M) 305"		17113405	10516	2-1357
1999-1996	5.7L (R) 350"		17113405	10516	2-1357
1994	7.4L (N) 454"		17113301	10523	2-1357
C20					
1996-1995	7.4L (J) 454"		17096200	10523	2-1357
C30					
1996-1995	7.4L (J) 454"		17096200	10523	2-1357
Express					
1999-1996	5.0L (M) 305"		17113405	10516	2-1357
1999-1996	5.7L (R) 350"		17113405	10516	2-1357
1999-1996	7.4L (J) 454"		17096200	10523	2-1357
1994	7.4L (N) 454"		17113301	10523	2-1357
G10					
1999-1996	5.0L (M) 305"		17113405	10516	2-1357
1999-1996	5.7L (R) 350"		17113405	10516	2-1357
G20					
1999-1996	5.0L (M) 305"		17113405	10516	2-1357
1999-1996	5.7L (R) 350"		17113405	10516	2-1357

YEAR	ENGINE	FOOTNOTES	OE NO. ON EGR VALVE	TOMCO EGR #	KLEAN SCREEN#
CHEVROLET TRUCK 8 CYL. (cont'd)					
G30					
1999-1996	5.0L (M) 305"		17113405	10516	2-1357
1999-1996	5.7L (R) 350"		17113405	10516	2-1357
1996	7.4L (J) 454"		17096200	10523	2-1357
1996-1995	7.4L (N) 454"		17096200	10523	2-1357
1994	7.4L (N) 454"		17113301	10523	2-1357
K10					
1999-1996	5.0L (M) 305"		17113405	10516	2-1357
1999-1996	5.7L (R) 350"		17113405	10516	2-1357
K20					
1999-1996	5.0L (M) 305"		17113405	10516	2-1357
1999-1996	5.7L (R) 350"		17113405	10516	2-1357
1996-1995	7.4L (J) 454"		17096200	10523	2-1357
K30					
1996-1995	7.4L (J) 454"		17096200	10523	2-1357
P30					
1999-1996	5.7L (R) 350"		17113405	10516	2-1357
1999-1998	7.4L (B) 454"	w/AT	17096200	10523	2-1357
1999-1996	7.4L (J) 454"	w/AT	17096200	10523	2-1357
1997-1995	7.4L (N) 454"	w/AT	17096200	10523	2-1357
1994	7.4L (N) 454"		17113301	10523	2-1357
Suburban					
1999-1996	5.0L (M) 305"		17113405	10516	2-1357
1999-1996	5.7L (R) 350"		17113405	10516	2-1357
1994	7.4L (N) 454"		17113301	10523	2-1357
Tahoe					
1999-1996	5.0L (M) 305"		17113405	10516	2-1357
1999-1996	5.7L (R) 350"		17113405	10516	2-1357
1994	7.4L (N) 454"		17113301	10523	2-1357
CHRYSLER					
4 CYL					
GTS					
1989-1988	2.2L (A) 135"		4287171, 173, 177	10307	2-1370
1989-1988	2.2L (D) 135"		4287171, 173, 177	10307	2-1370
1989-1988	2.2L (E) 135"		4287171, 173, 177	10307	2-1370
LeBaron					
1990-1989	2.2L (A) 135"	w/MT, Turbo	4287163, 4636214	30117	2-1370
1989-1988	2.2L (A) 135"		4287171, 173, 177	10307	2-1370
1989-1988	2.2L (D) 135"		4287171, 173, 177	10307	2-1370
1989-1988	2.2L (E) 135"		4287171, 173, 177	10307	2-1370
1991-1989	2.5L (J) 153"	w/MT, Turbo	4287163, 4636214	30117	2-1370
1989-1988	2.5L (J) 153"		4287171, 172, 177	10307	2-1370
1989-1988	2.5L (K) 153"		4287171, 172, 177	10307	2-1370
LeBaron GTS					
1989-1988	2.5L (J) 153"		4287171, 172, 177	10307	2-1370
1989-1988	2.5L (K) 153"		4287171, 172, 177	10307	2-1370
New Yorker					
1989-1988	2.2L (A) 135"		4287171, 173, 177	10307	2-1370
1989-1988	2.2L (D) 135"		4287171, 173, 177	10307	2-1370
1989-1988	2.2L (E) 135"		4287171, 173, 177	10307	2-1370

YEAR	ENGINE	FOOTNOTES	OE NO. ON EGR VALVE	TOMCO EGR #	KLEAN SCREEN#
CHRYSLER 4 CYL. (cont'd)					
TC by Maserati					
1990-1989	2.2L (A) 135"	w/MT,Turbo	4287163, 4636214	30117	2-1370
Town & Country					
1989-1988	2.5L (J) 153"		4287171, 172, 177	10307	2-1370
1989-1988	2.5L (K) 153"		4287171, 172, 177	10307	2-1370
6 CYL					
All					
1995-1990	3.0L (3) 180"	w/Stamping No.	4287179	10310	2-1370
Concorde					
1995-1993	3.3L (T) 201"		4287777	10317	2-1370
1994	3.3L (U) 201"		4287777	10317	2-1370
LeBaron					
1995-1994	3.0L (3) 180"		4287780	10318	2-1370
New Yorker					
1993	3.3L (T) 201"		4287777	10317	2-1370
CHRYSLER TRUCK					
6 CYL					
Town & Country					
1995-1990	3.8L (L) 229"		4287179	10310	2-1370
DODGE					
4 CYL					
600					
1991-1988	2.5L (J) 153"	Turbo	4287171, 172, 177, 182, 184, 185	10307	2-1370
1991-1988	2.5L (K) 153"		4287171, 172, 177, 182, 184, 185	10307	2-1370
Aries					
1991-1988	2.2L (A) 135"	Turbo	4287171, 172, 177, 182, 184, 185	10307	2-1370
1991-1988	2.2L (D) 135"	Turbo	4287171, 172, 177, 182, 184, 185	10307	2-1370
1991-1988	2.2L (E) 135"	Turbo	4287171, 172, 177, 182, 184, 185	10307	2-1370
1991-1988	2.2L (O) 135"	Turbo	4287171, 172, 177, 182, 184, 185	10307	2-1370
1991-1988	2.5L (J) 153"	Turbo	4287171, 172, 177, 182, 184, 185	10307	2-1370
1991-1988	2.5L (K) 153"		4287171, 172, 177, 182, 184, 185	10307	2-1370
Daytona					
1991-1989	2.5L (J) 153"	w/MT,Turbo	4287163, 4636214	30117	2-1370
1991-1988	2.5L (J) 153"		4287171, 172, 177, 182, 184, 185	10307	2-1370
1991-1988	2.5L (K) 153"		4287171, 172, 177, 182, 184, 185	10307	2-1370
Dynasty					
1991-1988	2.5L (J) 153"		4287171, 172, 177, 182, 184, 185	10307	2-1370
1991-1988	2.5L (K) 153"		4287171, 172, 177, 182, 184, 185	10307	2-1370
Lancer					
1991-1988	2.2L (A) 135"		4287171, 172, 177, 182, 184, 185	10307	2-1370
1991-1988	2.2L (D) 135"		4287171, 172, 177, 182, 184, 185	10307	2-1370
1991-1988	2.2L (E) 135"		4287171, 172, 177, 182, 184, 185	10307	2-1370
1991-1988	2.2L (O) 135"		4287171, 172, 177, 182, 184, 185	10307	2-1370
1991-1988	2.5L (J) 153"	Turbo	4287171, 172, 177, 182, 184, 185	10307	2-1370
1991-1988	2.5L (K) 153"		4287171, 172, 177, 182, 184, 185	10307	2-1370

YEAR	ENGINE	FOOTNOTES	OE NO. ON EGR VALVE	TOMCO EGR #	KLEAN SCREEN#
DODGE 4 CYL. (cont'd)					
Omni					
1991-1988	2.2L (A) 135"		4287171, 172, 177, 182, 184, 185	10307	2-1370
1991-1988	2.2L (D) 135"		4287171, 172, 177, 182, 184, 185	10307	2-1370
1991-1988	2.2L (E) 135"		4287171, 172, 177, 182, 184, 185	10307	2-1370
1991-1988	2.2L (O) 135"		4287171, 172, 177, 182, 184, 185	10307	2-1370
Shadow					
1991-1988	2.2L (A) 135"		4287171, 172, 177, 182, 184, 185	10307	2-1370
1991-1988	2.2L (D) 135"		4287171, 172, 177, 182, 184, 185	10307	2-1370
1991-1988	2.2L (E) 135"		4287171, 172, 177, 182, 184, 185	10307	2-1370
1991-1988	2.2L (O) 135"		4287171, 172, 177, 182, 184, 185	10307	2-1370
1991-1989	2.5L (J) 153"	w/MT, Turbo	4287163, 4636214	30117	2-1370
1991-1988	2.5L (J) 153"		4287171, 172, 177, 182, 184, 185	10307	2-1370
1991-1988	2.5L (K) 153"		4287171, 172, 177, 182, 184, 185	10307	2-1370
Spirit					
1991-1990	2.2L (A) 135"	w/MT, Turbo	4287163, 4636214	30117	2-1370
1991-1989	2.5L (J) 153"	w/MT, Turbo	4287163, 4636214	30117	2-1370
1991-1988	2.5L (J) 153"		4287171, 172, 177, 182, 184, 185	10307	2-1370
1995	2.5L (K) 153"		4287781	10319	2-1370
1991-1988	2.5L (K) 153"		4287171, 172, 177, 182, 184, 185	10307	2-1370
6 CYL					
All					
1995-1990	3.0L (3) 180"	w/Stamping No.	4287179	10310	2-1370
Intrepid					
1995-1993	3.3L (T) 201"		4287777	10317	2-1370
1995-1994	3.3L (U) 201"		4287777	10317	2-1370
Shadow					
1994	3.0L (3) 180"		4287780	10318	2-1370
Spirit					
1995	3.0L (3) 180"		4287780	10318	2-1370
1994	3.0L (3) 180"		4287780	10318	2-1370
DODGE TRUCK					
4 CYL					
All					
1993	2.5L (K) 153"	w/Stamping No.	4287186	10311	2-1370
Caravan					
1990-1989	2.5L (J) 153"	w/AT, Incl. Turbo	4287162, 4636215	30114	2-1370
1990-1989	2.5L (J) 153"	w/MT, Turbo	4287163, 4636214	30117	2-1370
1989-1988	2.5L (J) 153"		4287171, 172, 177, 182, 183, 185	10307	2-1370
1995	2.5L (K) 153"		4287781	10319	2-1370
1989-1988	2.5L (K) 153"		4287171, 172, 177, 182, 183, 185	10307	2-1370
Dakota					
1997-1990	2.5L (K) 153"		4287186	10311	2-1370
6 CYL					
All					
1995-1990	3.0L (3) 181"	w/Stamping No.	4287179	10310	2-1370
1991-1988	3.9L (X) 239"	w/Stamping No.	4287154, 4287155, 4287156	10309	2-1370

YEAR	ENGINE	FOOTNOTES	OE NO. ON EGR VALVE	TOMCO EGR #	KLEAN SCREEN#
DODGE TRUCK 6 CYL. (cont'd)					
Caravan					
1995-1994	3.0L (3) 181"		4287780	10318	2-1370
1995	3.3L (R) 201"		4287777	10317	2-1370
1995	3.3L (T) 201"		4287777	10317	2-1370
1995-1990	3.8L (L) 229"		4287179	10310	2-1370
Dakota					
1989-1988	3.9L (M) 239"		4287152, 157	30116	2-1370
Grand Caravan					
1995-1994	3.0L (3) 181"		4287780	10318	2-1370
1995	3.3L (R) 201"		4287777	10317	2-1370
1995	3.3L (T) 201"		4287777	10317	2-1370
1995-1990	3.8L (L) 229"		4287179	10310	2-1370
Pickup					
1989	3.9L (X) 239"	w/MT,Cal.	4287152, 157	30116	2-1370
1988	3.9L (X) 239"		4287152, 157	30116	2-1370
Power Wagon					
1989	3.9L (X) 239"	w/MT,Cal.	4287152, 157	30116	2-1370
Van					
1989	3.9L (X) 239"	w/MT,Cal.	4287152, 157	30116	2-1370
1988	3.9L (X) 239"		4287152, 157	30116	2-1370
8 CYL					
All					
1990-1988	5.2L (Y) 318"	w/Stamping No.	4287154	10309	2-1370
1990-1989	5.9L (5) 360"	w/Stamping No.	4287154	10309	2-1370
1990-1989	5.9L (W) 360"	w/Stamping No.	4287154	10309	2-1370
1990-1989	5.9L (Z) 360"	w/Stamping No.	4287154	10309	2-1370
Pickup					
1988	5.2L (Y) 318"		4287152, 4287157	30116	2-1370
Power Wagon					
1988	5.2L (Y) 318"		4287152, 4287157	30116	2-1370
Ram Charger					
1988	5.2L (Y) 318"		4287152, 4287157	30116	2-1370
Van					
1988	5.2L (Y) 318"		4287152, 4287157	30116	2-1370
EAGLE					
6 CYL					
Vision					
1995-1993	3.3L (T) 201"		4287777	10317	2-1370
1995-1993	3.3L (U) 201"		4287777	10317	2-1370
FORD					
4 CYL					
Escort					
1996-1987	1.9L (9) 116"		E6AE-9D475B2A, B4A, E9SE-9D475A2A, A4A, F2CE-9D475A2A, A4A	10436	2-1377
1996-1987	1.9L (J) 116"		E6AE-9D475B2A, B4A, E9SE-9D475A2A, A4A, F2CE-9D475A2A, A4A	10436	2-1377

YEAR	ENGINE	FOOTNOTES	OE NO. ON EGR VALVE	TOMCO EGR #	KLEAN SCREEN#
FORD 4 CYL. Escort (cont'd)					
1999-1997	2.0L (P) 121"		F7CE-9D475A4A, A4B, F7CE-9D460AB, F7CZ-9D460AA	10452	2-1377
Mustang					
1993-1990	2.3L (A) 140"	Electronic	E97E-9F483A2A, A4A	10604	2-1371
1990-1987	2.3L (A) 140"	Electronic	E7ZE-9F483B2B, B4B	10603	2-1371
1993-1992	2.3L (M) 140"	Electronic	E27E-9F483A2B, A4B	10608	2-1371
1993-1990	2.3L (M) 140"	Electronic	E97E-9F483A2A, A4A	10604	2-1371
Taurus					
1990-1986	2.5L (D) 153"	Electronic	E53E-9F483A2C, E73E-9F483B2A, B4A	10603	2-1371
1991	2.5L (N) 153"		E6AE-9D460B2A, B4A	10436	2-1377
Tempo					
1984	2.3L (R) 140"	Electronic	E43E-9F483C2A, C4A	10603	2-1377
1995-1988	2.3L (S) 140"		E6AE-9D475B2A, B4A	10436	2-1377
1987-1984	2.3L (S) 140"	Electronic	E53E-9F483A2C, B4C, E73E-9F483B2A, B4A	10603	2-1371
1995-1988	2.3L (X) 140"		E6AE-9D475B2A, B4A	10436	2-1377
1987-1984	2.3L (X) 140"	Electronic	E53E-9F483A2C, B4C, E73E-9F483B2A, B4A	10603	2-1371
6 CYL					
Contour					
1999-1995	2.5L (L) 155"		F5RZ-9D475B, F53E-9D475A2A	10462	2-1377
LTD					
1987-1984	3.8L (3) 232"	CFI, Electronic	E4AE-9F483A2A, A4A, A4B, A4C	10601	2-1121
1987-1984	3.8L (3) 232"	CFI, Electronic	E5SE-9F483A2A, A4A	10609	2-1121
Mustang					
1999	3.8L (3) 232"	w/o Cal. Emissions	XR3Z-9D475CA, XL3Z-9D475BA	10442	2-1377
1987-1984	3.8L (3) 232"	CFI, Electronic	E5SE-9F483A2A, A4A	10609	2-1121
1987-1984	3.8L (3) 232"	CFI, Electronic	E4AE-9F483A2A, A4A, A4B, A4C	10601	2-1121
1996-1994	3.8L (4) 232"		E9SE-9D475A2A, A4A, F2CE-9D475A2A, A4A	10436	2-1377
1995-1994	3.8L (4) 232"		F4SE-9D475A2A, A4A, F4SZ-9D475A	10463	2-1377
Probe					
1997	2.5L (B) 152"		F5RZ-9D475B, F53E-9D475A2A	10462	2-1377
1992-1990	3.0L (U) 183"		E6AE-9D460B2A, B4A, E6AE-9D475B2A, B4A	10436	2-1377
Taurus					
1999-1996	3.0L (U) 183"	SOHC 12 Valve	F57E-9D475B4A, F57Z-9D475B, F7DE-9D475 A4A, BA, B4A, XF1E-9D475C3A, XF1Z-9D475 CA, CB	10457	2-1377
1995-1986	3.0L (U) 183"		E6AE-9D460B2A, B4A	10436	2-1377
1995	3.0L (U) 183"	Exc SHO&FFV	F37E-9D475B4A, F37E-9D475B2A, B4A, F37Z-9D475B	10464	2-1377
1998-1996	3.4L (N) 207"		F6DE-9D475B4B, B2B, F6DZ-9D475B	10465	2-1377
1995-1994	3.8L (4) 232"		F4SE-9D475A2A, A4A, F4SZ-9D475A	10463	2-1377
1993-1988	3.8L (4) 232"		E6AE-9D475B2A, B4A, E9SE-9D475A2A, A4A	10436	2-1377
Taurus FFV					
1995-1993	3.0L (1) 183"	Flex Fuel	F3DE-9D460A2A, A4A, F3DE-9D475A2A, A4A	10436	2-1377
1996	3.0L (2) 183"		F57E-9D475B4A, F57Z-9D475B	10457	2-1377
1995	3.0L (U) 183"		F37E-9D475C2A, C4A, F37Z-9D475C	10461	2-1377
Taurus SHO					
1995-1993	3.0L (U) 183"		F3DE-9D475C2A, F3DZ-9D475A	10467	2-1377
1992-1989	3.0L (U) 183"		E6AE-9D460B2A, B4A, E6AE-9D475B2A, B4A	10436	2-1377
1995-1994	3.2L (P) 195"		F3DE-9D475C2A, F3DZ-9D475A	10467	2-1377
1994-1993	3.2L (P) 195"		E6AE-9D475B2A, B4A	10436	2-1377

YEAR	ENGINE	FOOTNOTES	OE NO. ON EGR VALVE	TOMCO EGR #	KLEAN SCREEN#
FORD 6 CYL. (cont'd)					
Tempo					
1994-1991	3.0L (U) 183"		F23E-9D460B2A, F23E-9D475B2A	10436	2-1377
Thunderbird					
1987-1984	3.8L (3) 232"	CFI, Electronic	E5SE-9F483A2A, A4A	10609	2-1121
1987-1984	3.8L (3) 232"	CFI, Electronic	E4AE-9F483A2A, A4A, A4B, A4C	10601	2-1121
1997-1994	3.8L (4) 232"		F4SE-9D475A2A, A4A, F4SZ-9D475A	10463	2-1377
1996-1994	3.8L (4) 232"		E9SE-9D475A2A, A4A, F2CE-9D475A2A, A4A	10436	2-1377
1993-1988	3.8L (4) 232"		E6AE-9D475B2A, B4A, E9SE-9D475A2A, A4A	10436	2-1377
1995-1994	3.8L (R) 232"	SC	F55E-9D475A, A2A, A4A, F55Y-9D475A, E9SE-9D475B4A, E9SZ-9D475B	10466	2-1377
1990-1989	3.8L (R) 232"	SC	E9SE-9D475B4A, E9SZ-9D475B	10466	2-1377
8 CYL					
Country Squire					
1985-1983	5.0L (F) 302"		E3AE-9F483A2A, A4A, E3VE-9F483A2A, A4A, E3ZE-9F483A2A, A4A, E45E-9F483A2A, A3A, E5AE-9F483A2A, A4A, A4B, E5ZE-9F483A4B	10602	2-1121
1985	5.0L (F) 302"		E57E-9F483A2A, A4B, A4C, E5PE-9H473B2A, B4A	10601	2-1121
Crown Victoria					
2002-1996	4.6L (6) 281"	Exc. NGV	F6AE-9D475B4A	10442	2-1377
2002-2000	4.6L (9) 281"	CNG	XF1E-9D475C3A, XF1Z-9D475CB	10458	2-1377
2002-2000	4.6L (9) 281"	Full Repair Kit	XF1E-9D475C3A, XF1Z-9D475CB	10458	2-1378*
1999-1998	4.6L (9) 281"	CNG	F6AE-9D475B4A, F6AZ-9D475BA	10442	2-1377
1999-1998	4.6L (9) 281"	Full Repair Kit	F6AE-9D475B4A, F6AZ-9D475BA	10442	2-1378*
1997-1996	4.6L (9) 281"	CNG	F6AE-9D475A4A, F6AZ-9D475A	10458	2-1377
1997-1996	4.6L (9) 281"	Full Repair Kit	F6AE-9D475A4A, F6AZ-9D475A	10458	2-1378*
2002-1996	4.6L (W) 281"		F6AE-9D475B4A	10442	2-1377
1995-1992	4.6L (W) 281"		F1AE-9D475A4D, F1AZ-9D475A	10458	2-1377
1995-1992	4.6L (W) 281"	Full Repair Kit	F1AE-9D475A4D, F1AZ-9D475A	10458	2-1378*
1991-1986	5.0L (F) 302"	Electronic	E6AE-9F483C2A, C4A, D4A, E7AE-9F483A2A	10609	2-1121
1985-1983	5.0L (F) 302"		E3AE-9F483A2A, A4A, E3VE-9F483A2A, A4A, E3ZE-9F483A2A, A4A, E45E-9F483A2A, A3A, A4A, E5AE-9F483A2A, A4A, A4B, E5ZE-9F483A4B	10602	2-1121
1985	5.0L (F) 302"		E57E-9F483A2A, A4B, A4C, E5PE-9H473B2A, B4A	10601	2-1121
1983	5.0L (F) 302"	Electronic	E0SE-9F483A2A	10605	2-1121
LTD					
1991-1986	5.0L (F) 302"	Electronic	E6AE-9F483C2A, C4A, D4A, E7AE-9F483A2A	10609	2-1121
1985-1983	5.0L (F) 302"		E3AE-9F483A2A, A4A, E3VE-9F483A2A, A4A, E3ZE-9F483A2A, A4A, E45E-9F483A2A, A3A, A4A, E5AE-9F483A2A, A4A, A4B, E5ZE-9F483A4B	10602	2-1121
1985	5.0L (F) 302"	CFI, Electronic	E5ZE-9F483A4B	10605	2-1121
1985	5.0L (F) 302"		E57E-9F483A2A, A4B, A4C, E5PE-9H473B2A, B4A	10601	2-1121
1980	5.0L (F) 302"	Electronic	E1PE-9H473B2A, B3A, B4A	10600	2-1121
1981-1980	5.8L (G) 351"	Electronic	E0AE-9F483A2A, A3A, A4A, E1DE-9H473B2A, B4A	10600	2-1121
LTD II					
1981-1980	5.8L (G) 351"	Electronic	E0AE-9F483A2A, A3A, A4A, E1DE-9H473B2A, B4A	10600	2-1121

* Refer to page 32 for information on kit for this application

YEAR	ENGINE	FOOTNOTES	OE NO. ON EGR VALVE	TOMCO EGR #	KLEAN SCREEN#
FORD 8 CYL. (cont'd)					
Mustang					
1998-1996	4.6L (V) 281"		F6ZE-9D475C2A, C4A, F6ZZ-9D475CA	10446	2-1377
1998-1996	4.6L (W) 281"		F6ZE-9D475C2A, C4A, F6ZZ-9D475CA	10446	2-1377
1993-1992	5.0L (E) 302"		E7AE-9F483A2A, F2AE-9F483AA	10609	2-1121
1991-1986	5.0L (F) 302"		E6AE-9F483C2A, C4A, D4A, F7AE-9F483A2A	10609	2-1121
1985-1983	5.0L (F) 302"		E3AE-9F483A2A, A4A, E3VE-9F483A2A, A4A, E3ZE-9F483A2A, A4A, E45E-9F483A2A, A3A, A4A, E5AE-9F483A2A, A4A, A4B, E5ZE-9F483A4B	10602	2-1121
1995-1994	5.0L (T) 302"		F1PE-9H473A4C, F1PZ-9H473A, F1SE-9F483A4C	10610	2-1371
1993-1992	5.0L (T) 302"	Electronic	E2AE-9H473AA, F7AE-9H473A2A	10609	2-1121
Thunderbird					
1997-1996	4.6L (W) 281"		F6ZE-9D475C2A, C4A, F6ZZ-9D475CA	10446	2-1377
1997-1996	4.6L (W) 281"	Full Repair Kit	F6ZE-9D475C2A, C4A, F6ZZ-9D475CA	10446	2-1378*
1995-1994	4.6L (W) 281"		F1AE-9D475A4D, F1AZ-9D475A	10458	2-1377
1995-1994	4.6L (W) 281"	Full Repair Kit	F1AE-9D475A4D, F1AZ-9D475A	10458	2-1378*
1985-1983	5.0L (F) 302"		E3AE-9F483A2A, A4A, E3VE-9F483A2A, A4A, E3ZE-9F483A2A, A4A, E45E-9F483A2A, A3A, A4A, E5AE-9F483A2A, A4A, A4B, E5ZE-9F483A4B	10602	2-1121
1985	5.0L (F) 302"		E57E-9F483A2A, A4B, A4C, E5PE-9H473B2A, B4A	10601	2-1121
1993-1991	5.0L (T) 302"		F1PE-9F479A4C, F1PZ9F479A, F1SE-9F483A4C	10610	2-1371
1981-1980	5.8L (G) 351"	Electronic	E0AE-9F483A2A, A3A, A4A, E1DE-9H473B2A, B4A	10600	2-1121
FORD TRUCK					
4 CYL					
Aerostar					
1993-1985	2.3L (A) 140"	EFI, Electronic	E59E-9F483A2C, A4C, E79E-9F483B2A, B4A, E8TE-9F483D2A, E97E-9F483A2A, A4A, F27E-9F483A2B, A4B	10604	2-1371
Bronco II					
1993-1985	2.3L (A) 140"	EFI, Electronic	E59E-9F483A2C, A4C, E79E-9F483B2A, B4A, E8TE-9F483D2A, E97E-9F483A2A, A4A, F27E-9F483A2B, A4B	10604	2-1371
Ranger					
1997-1995	2.3L (A) 140"		F57E-9D475B4A, B2A, F57Z-9D475B	10457	2-1377
1994	2.3L (A) 140"		F27E-9D475A2B, A4B	10455	2-1371
1993-1985	2.3L (A) 140"	EFI, Electronic	E59E-9F483A2C, A4C, E79E-9F483B2A, B4A, E8TE-9F483D2A, E97E-9F483A2A, A4A, F27E-9F483A2B, A4B	10604	2-1371
1999-1998	2.5L (C) 153"		F57E-9D475B4A, F57Z-9D475B	10457	2-1377
6 CYL					
Aerostar					
1986	2.8L (S) 170"	Electronic	E5TE-9F483E2A, E4A	10601	2-1121
1997	3.0L (U) 183"		F87E-9D475A2A, F87Z-9D475A2A	10449	2-1377
1996	3.0L (U) 183"		F37E-9D475C2A, C4A, F37Z-9D475C	10461	2-1377
1997-1996	4.0L (K) 245"		F69E-9D475AA, F69Z-9D475A2A	10445	2-1377
1997-1996	4.0L (X) 245"		F69E-9D475A2A, F69Z-9D475AA	10445	2-1377
1996-1993	4.0L (X) 245"		E6AE-9D460B2A, B4A, E6AE-9D475B2A, B4A, F3DE-9D475C2A, C4A	10436	2-1377

*Refer to page 32 for information on kit for this application

YEAR	ENGINE	FOOTNOTES	OE NO. ON EGR VALVE	TOMCO EGR #	KLEAN SCREEN#
FORD TRUCK 6 CYL. (cont'd)					
Bronco					
1995-1987	4.9L (Y) 300"	Electronic	E7TE-9F483C2A, D2A, E8TE-9F483D2A, E2A, E97E-9F483A2A, A4A, F2TE-9F483C2A, C4A, F3TE-9F483C2A, C4A	10604	2-1371
1995-1987	4.9L (Y) 300"	Electronic	E8TE-9F483C2A, F2TE-9F483B2A, B4A	10608	2-1371
Bronco II					
1987-1986	2.9L (T) 177"		E6AE-9D475B2A, B4A	10436	2-1377
E Series					
1996	4.9L (Y) 300"	Uses gasket only	F4TE-9D475A2A, A4A, F4TZ-9D475A	10443	2-1371
1996	4.9L (Y) 300"		F6TE-9D475E2A, E4A, E6TZ-9D475E	10456	2-1371
1995-1987	4.9L (Y) 300"	Electronic	E8TE-9F483C2A, F2TE-9F483B2A, B4A	10608	2-1371
1995-1987	4.9L (Y) 300"	Electronic	E7TE-9F483C2A, D2A, E8TE-9F483D2A, E2A, E97E-9F483A2A, A4A, F2TE-9F483C2A, C4A, F3TE-9F483C2A, C4A	10604	2-1371
Explorer					
1998	4.0L (E) 241"		F87E-9D475A2A, F87Z-9D475A2A	10449	2-1377
1997-1996	4.0L (X) 245"		F37E-9D475C2A, C4A, F37Z-9D475C	10461	2-1377
1996-1993	4.0L (X) 245"		E6AE-9D460B2A, B4A, E6AE-9D475B2A, B4A, F3DE-9D475C2A, C4A	10436	2-1377
F Series					
1996	4.9L (Y) 300"	Uses gasket only	F4TE-9D475A2A, A4A, F4TZ-9D475A	10443	2-1371
1996	4.9L (Y) 300"		F6TE-9D475E2A, E4A, E6TZ-9D475E	10456	2-1371
1995-1987	4.9L (Y) 300"	Electronic	E8TE-9F483C2A, F2TE-9F483B2A, B4A	10608	2-1371
1995-1987	4.9L (Y) 300"	Electronic	E7TE-9F483C2A, D2A, E8TE-9F483D2A, E2A, E97E-9F483A2A, A4A, F2TE-9F483C2A, C4A, F3TE-9F483C2A, C4A	10604	2-1371
F150					
1987	4.9L (Y) 300"		E8PE-9H473D4A	10608	2-1371
Ranger					
1987-1986	2.9L (T) 177"		E6AE-9D475B2A, B4A	10436	2-1377
1999-1998	3.0L (U) 183"		F87E-9D475G2A	10470	2-1377
1997	3.0L (U) 183"		F87E-9D475A2A, F87Z-9D475A2A	10449	2-1377
1996-1995	3.0L (U) 183"		F37E-9D475C2A, C4A, F37Z-9D475C	10461	2-1377
1996-1994	3.0L (U) 183"		E6AE-9D475B2A, B4A, F1DE-9D475A2A, A4A, F3DE-9D475A2A, A4A	10436	2-1377
1995	3.0L (U) 183"		F3TE-9D475B4A, F37E-9D475B2A, B4A, F37Z-9D475B	10464	2-1377
1998	4.0L (E) 241"		F87E-9D475A2A, F87Z-9D475A2A	10449	2-1377
1997-1996	4.0L (X) 245"		F37E-9D475C2A, C4A, F37Z-9D475C	10461	2-1377
1996-1993	4.0L (X) 245"		E6AE-9D460B2A, B4A, E6AE-9D475B2A, B4A, F3DE-9D475C2A, C4A	10436	2-1377
Windstar					
1998	3.0L (U) 183"		F87E-9D475A2A, F87Z-9D475A	10449	2-1377
1997-1995	3.0L (U) 183"		F37E-9D475C2A, C4A, F37Z-9D475C	10461	2-1377
1997	3.0L (U) 183"		E6AE-9D475B2A, B4A	10436	2-1377
1995	3.0L (U) 183"		E6AE-9D475BA	10436	2-1377
1999-1996	3.8L (4) 232"		F65E-9D475A4A, F65Z-9D475A, XL3Z-9D475BA	10442	2-1377
1995	3.8L (4) 232"		F4SE-9D475A2A, A4A, F4SZ-9D475A	10463	2-1377

YEAR	ENGINE	FOOTNOTES	OE NO. ON EGR VALVE	TOMCO EGR #	KLEAN SCREEN#
FORD TRUCK (cont'd)					
8 CYL					
Bronco					
1983-1981	5.0L (F) 302"	Electronic	E1PE-9H473H2A, H3A, H3A, H4A, J3A, J4A, E0AE-9F483A2A, A3A, A4A, E1TE-9F483B2A, B3A, B4A	10600	2-1121
1996	5.0L (N) 302"		F2TZ-9D475A, F27E-9D475A2B	10455	2-1371
1995	5.0L (N) 302"	Electronic	E5TE-9F483D2B, D4B, E6PE-9F483B2A, E6TE-9F483B2A, B4A, E7PE-9F483E2A, A4A, E7TE-9F483F2A, F4A, F2TE-9F483D2A, D4A, F3TE-9F483D2A, D4A, E6DE-9H473B2A, E6PE-9H473B2A	10604	2-1371
1985-1983	5.0L (N) 302"	Electronic	E4TE-9F483D2A, D4A	10605	2-1121
1985-1984	5.8L (G) 351"	2Bbl., Electronic	E4TE-9F483D2A, D4A	10605	2-1121
1985-1983	5.8L (G) 351"	2Bbl., Electronic	E0AE-9F483C2A, C3A, C4A, E4TE-9F483C2A, C4A, E5TE-9F483B2A, B4A	10609	2-1121
1983-1981	5.8L (G) 351"	Electronic	E0AE-9F483A2A, A3A, A4A, E1TE-9F483B2A, B3A, B4A	10600	2-1121
1997-1988	5.8L (H) 351"	Electronic	E7TE-9F483G2A, G4A, E8TE-9F483B2A, B4A, F2TE-9F483A2B, F3TE-9F483E2A, E4A	10604	2-1371
1996	5.8L (H) 351"	Uses gasket only	F4TE-9D475A2A, A4A, F4TZ-9D475A	10443	2-1371
1994-1988	5.8L (H) 351"	Electronic	E3TE-9F483E2A, E4A, E8TE-9F483A2A, A4A, E3TE-9F483A2A, A4A	10608	2-1371
1983-1981	5.8L (H) 351"	Electronic	E0AE-9F483A2A, A3A, A4A, E1TE-9F483B2A, B3A, B4A	10600	2-1121
1997-1988	5.8L (R) 351"	Electronic	E7TE-9F483G2A, G4A, E8TE-9F483B2A, B4A, F2TE-9F483A2B, F3TE-9F483E2A, E4A	10604	2-1371
1994-1988	5.8L (R) 351"	Electronic	E3TE-9F483E2A, E4A, E8TE-9F483A2A, A4A, F3TE-9F483A2A, A4A	10608	2-1371
E Series					
1985-1983	5.0L (F) 302"	Electronic	E3TE-9F483C2A, C3A	10601	2-1121
1983-1981	5.0L (F) 302"	Electronic	E1PE-9H473H2A, H3A, H4A, J3A, J4A, E0AE-9F483A2A, A3A, A4A, E1TE-9F483B2A, B3A, B4A	10600	2-1121
1996	5.0L (N) 302"		F2TZ-9D475A, F27E-9D475A2B, A4B	10455	2-1371
1995	5.0L (N) 302"	Electronic	E5TE-9F483D2B, D4B, E6PE-9F483B2A, E6TE-9F483B2A, B4A, E7PE-9F483E2A, E4A, E7TE-9F483F2A, F4A, F2TE-9F483D2A, D4A, F3TE-9F483D2A, D4A, E6DE-9H473B2A, E6PE-9H473B2A	10604	2-1371
1985-1983	5.0L (N) 302"	Electronic	E4TE-9F483D2A, D4A	10605	2-1121
1985	5.0L (N) 302"	2Bbl., Electronic	E3TE-9F483C2A, C3A	10609	2-1121
1985-1984	5.8L (G) 351"	2Bbl., Electronic	E4TE-9F483D2A, D4A	10605	2-1121
1985-1983	5.8L (G) 351"	2Bbl., Electronic	E0AE-9F483C2A, C3A, C4A, E4TE-9F483C2A, C4A, E5TE-9F483B2A, B4A	10609	2-1121
1983-1981	5.8L (G) 351"	Electronic	E0AE-9F483A2A, A3A, A4A, E1TE-9F483B2A, B3A, B4A	10600	2-1121
1997-1988	5.8L (H) 351"	Electronic	E7TE-9F483G2A, G4A, E8TE-9F483B2A, B4A, F2TE9F483A2B, F3TE-9F483E2A, E4A	10604	2-1371
1996	5.8L (H) 351"	Uses gasket only	F4TE-9D475A2A, A4A, F4TZ-9D475A	10443	2-1371
1983-1981	5.8L (H) 351"	Electronic	E0AE-9F483A2A, A3A, A4A, E1TE-9F483B2A, B3A, B4A	10600	2-1121
1997-1988	5.8L (R) 351"	Electronic	E7TE-9F483G2A, G4A, E8TE-9F483B2A, B4A, F2TE-9F483A2B, F3TE-9F483E2A, E4A	10604	2-1371
1994-1988	5.8L (H) 351"	Electronic	E3TE-9F483E2A, E4A, E8TE-9F483A2A, A4A, F3TE-9F483A2A, A4A	10608	2-1371
1994-1988	5.8L (R) 351"	Electronic	E3TE-9F483E2A, E4A, E8TE-9F483A2A, A4A, F3TE-9F483A2A, A4A	10608	2-1371
1997-1990	7.5L (G) 460"	Electronic	E7TE-9F483G2A, E8PE-9H473E2A, G4A, F2TE-9H473F2A, F4A, F3TE-9H473G2A, G4A	10604	2-1371

YEAR	ENGINE	FOOTNOTES	OE NO. ON EGR VALVE	TOMCO EGR #	KLEAN SCREEN#
FORD TRUCK 8 CYL. E Series (cont'd)					
1988	7.5L (G) 460"	Electronic	E7TE-9F483G2A, G4A	10604	2-1371
E350					
1996	7.5L (G) 460"	Uses gasket only	E67Z-9D475C, F6TE-9D475C2A, C4A	10469	2-1371
Explorer					
1997	5.0L (P) 302"		F55E-9D475A, A2A, A4A, F55Y-9D475A	10466	2-1377
F Series					
1985-1983	5.0L (F) 302"	Electronic	E3TE-9F483C2A, C3A	10601	2-1121
1983-1981	5.0L (F) 302"	Electronic	E1PE-9H473H2A, H3A, H3A, H4A, J3A, J4A E0AE-9F483A2A, A3A, A4A, E1TE-9F483B2A, B3A, B4A	10600	2-1121
1996	5.0L (N) 302"		F2TZ-9D475A, F27E-9D475A2B, A4B	10455	2-1371
1995	5.0L (N) 302"	Electronic	E5TE-9F483D2B, D4B, E6PE-9F483B2A, E6TE-9F483B2A, B4A, E7PE-9F483E2A, E4A, E7TE-9F483F2A, F4A, F2TE-9F483D2A, D4A, F3TE-9F483D2A, D4A, E6DE-9H473B2A, E6PE-9H473B2A	10604	2-1371
1985-1983	5.0L (N) 302"	Electronic	E4TE-9F483D2A, D4A	10605	2-1121
1985	5.0L (N) 302"	2 Bbl., Electronic	E3TE-9F483C2A, C3A	10609	2-1121
1985-1984	5.8L (G) 351"	2Bbl., Electronic	E4TE-9F483D2A, D4A	10605	2-1121
1985-1983	5.8L (G) 351"	2Bbl., Electronic	E0AE-9F483C2A, C3A, C4A, E4TE-9F483C2A, C4A, E5TE-9F483B2A, B4A	10609	2-1121
1983-1981	5.8L (G) 351"	Electronic	E0AE-9F483A2A, A3A, A4A, E1TE-9F483B2A, B3A, B4A	10600	2-1121
1997-1996	5.8L (H) 351"	Uses gasket only	F4TE-9D475A2A, A4A, F4TZ-9D475A	10443	2-1371
1997-1988	5.8L (H) 351"	Electronic	E7TE-9F483G2A, G4A, E8TE-9F483B2A, B4A F2TE-9F483A2B, F3TE-9F483E2A, E4A	10604	2-1371
1994-1988	5.8L (H) 351"	Electronic	E3TE-9F483E2A, E4A, E8TE-9F483A2A, A4A F3TE-9F483A2A, A4A	10608	2-1371
1983-1981	5.8L (H) 351"	Electronic	E0AE-9F483A2A, A3A, A4A, E1TE-9F483B2A, B3A, B4A	10600	2-1121
1997-1988	5.8L (R) 351"	Electronic	E7TE-9F483G2A, G4A, E8TE-9F483B2A, B4A F2TE-9F483A2B, F3TE-9F483E2A, E4A	10604	2-1371
1994-1988	5.8L (R) 351"	Electronic	E3TE-9F483E2A, E4A, E8TE-9F483A2A, A4A, F3TE-9F483A2A, A4A	10608	2-1371
1997-1996	7.5L (G) 460"	Uses gasket only	F4TE-9D475A2A, A4A, F4TZ-9D475A	10443	2-1371
1997-1990	7.5L (G) 460"	Electronic	E7TE-9F483G2A, E8PE-9H473E2A, G4A, F2TE-9H473F2A, F4A, F3TE-9H473G2A, G4A	10604	2-1371
1988	7.5L (G) 460"	Electronic	E7TE-9F483G2A, G4A	10604	2-1371
F250					
1997-1996	7.5L (G) 460"	Uses gasket only	F6TE-9D475C2A, C4A, F6TZ-9D475C	10469	2-1371
F350					
1997-1996	7.5L (G) 460"	Uses gasket only	F6TE-9D475C2A, C4A, F6TZ-9D475C	10469	2-1371
GMC TRUCK					
4 CYL					
Sonoma					
1998-1996	2.2L (4) 133"		17096306	10518	2-1357

YEAR	ENGINE	FOOTNOTES	OE NO. ON EGR VALVE	TOMCO EGR #	KLEAN SCREEN#
GMC TRUCK (cont'd)					
6 CYL					
C15					
1999-1996	4.3L (W) 262"		17113405, 17113618	10516	2-1357
1995	4.3L (W) 262"	w/AT,4WD	17113533, 17094058, 17113281	10524	2-1357
1995	4.3L (W) 262"	2WD	17113533, 17094058, 17113281	10524	2-1357
1995	4.3L (W) 262"	w/MT,4WD	17113533, 17094058, 17113281	10524	2-1357
1999-1996	4.3L (X) 262"		17113405	10516	2-1357
C25					
1999-1996	4.3L (W) 262"		17113405, 17113618	10516	2-1357
G15					
1999-1996	4.3L (W) 262"		17113405, 17113618	10516	2-1357
1995	4.3L (Z) 262"		17113301	10523	2-1357
1994	4.3L (Z) 262"	w/AT,Cal.	17113301	10523	2-1357
1993	4.3L (Z) 262"	w/AT	17113405	10516	2-1357
G25					
1999-1996	4.3L (W) 262"		17113405, 17113618	10516	2-1357
1995	4.3L (Z) 262"		17113301	10523	2-1357
G35					
1999-1996	4.3L (W) 262"		17113405, 17113618	10516	2-1357
1995	4.3L (Z) 262"	Under 8,500 GVW	17113301	10523	2-1357
Jimmy					
1999-1996	4.3L (W) 262"		17113405	10516	2-1357
1995-1994	4.3L (W) 262"	w/AT	17113533	10524	2-1357
1995	4.3L (W) 262"	w/MT,4WD	17113533, 17094058, 17113285	10524	2-1357
1999-1996	4.3L (X) 262"		17113405	10516	2-1357
K15					
1999-1996	4.3L (W) 262"		17113405, 17113618	10516	2-1357
1995	4.3L (W) 262"	w/MT,4WD	17113533, 17094058, 17113285	10524	2-1357
1995	4.3L (W) 262"	w/AT,4WD	17113533, 17094058, 17113285	10524	2-1357
1995	4.3L (W) 262"	2WD	17113533, 17094058, 17113285	10524	2-1357
1999-1996	4.3L (X) 262"		17113405	10516	2-1357
K25					
1999-1996	4.3L (W) 262"		17113405, 17113618	10516	2-1357
P30					
1999-1996	4.3L (W) 262"		17113405	10516	2-1357
Safari					
2001-1996	4.3L (W) 262"		17113405, 17113618	10516	2-1357
1995	4.3L (W) 262"	w/AT,Exc.Leaded Fuel Compatible	17113533, 17094058, 17113281	10524	2-1357
1994-1992	4.3L (W) 262"		17113534, 17113279	10525	2-1357
1993	4.3L (W) 262"	Cal.	17113405	10516	2-1357
1994	4.3L (Z) 262"	w/AT,Exc.Leaded Fuel Compatible	17113301	10523	2-1357
Savana					
1999-1996	4.3L (W) 262"		17113405, 17113618	10516	2-1357
1995	4.3L (Z) 262"	Under 8,500 GVW	17113301	10523	2-1357

YEAR	ENGINE	FOOTNOTES	OE NO. ON EGR VALVE	TOMCO EGR #	KLEAN SCREEN#
GMC TRUCK 6 CYL. (cont'd)					
Sonoma					
1999-1996	4.3L (W) 262"		17113405	10516	2-1357
1995	4.3L (W) 262"	w/AT,4WD	17113533, 17094058, 17113281	10524	2-1357
1995	4.3L (W) 262"	2WD	17113533, 17094058, 17113281	10524	2-1357
1995	4.3L (W) 262"	w/MT,4WD	17113533, 17094058, 17113281	10524	2-1357
1994	4.3L (W) 262"	w/AT	17113534, 17113279	10525	2-1357
1994	4.3L (W) 262"	w/MT,4WD	17113534, 17113279	10525	2-1357
1999-1996	4.3L (X) 262"		17113405	10516	2-1357
1995	4.3L (Z) 262"	w/AT,Cal.	17113301	10523	2-1357
1994	4.3L (Z) 262"	w/AT	17113301	10523	2-1357
1994	4.3L (Z) 262"	w/AT,Cal.	17113301	10523	2-1357
Suburban					
1999-1996	4.3L (W) 262"		17113405, 17113618	10516	2-1357
1995	4.3L (Z) 262"	w/AT,Cal.	17113301	10523	2-1357
1994	4.3L (Z) 262"	w/AT,Cal.	17113301	10523	2-1357
Yukon					
1999-1996	4.3L (W) 262"		17113405, 17113618	10516	2-1357
1995	4.3L (Z) 262"	w/AT,Cal.	17113301	10523	2-1357
1994	4.3L (Z) 262"	w/AT,Cal.	17113301	10523	2-1357
8 CYL.					
C15					
1999-1996	5.0L (M) 305"		17113405	10516	2-1357
1999-1996	5.7L (R) 350"		17113405	10516	2-1357
1994	7.4L (J) 454"		17113301	10523	2-1357
C25					
1999-1996	5.0L (M) 305"		17113405	10516	2-1357
1999-1996	5.7L (R) 350"		17113405	10516	2-1357
1996-1995	7.4L (J) 454"		17096200	10523	2-1357
C35					
1996-1995	7.4L (J) 454"		17096200	10523	2-1357
G Series					
1999-1996	5.0L (M) 305"		17113405	10516	2-1357
1999-1996	5.7L (R) 350"		17113405	10516	2-1357
1994	7.4L (J) 454"		17113301	10523	2-1357
G15					
1999-1996	5.0L (M) 305"		17113405	10516	2-1357
G25					
1999-1996	5.0L (M) 305"		17113405	10516	2-1357
G35					
1999-1996	5.0L (M) 305"		17113405	10516	2-1357
1999-1996	7.4L (J) 454"		17096200	10523	2-1357
1996-1995	7.4L (N) 454"	w/AT	17096200	10523	2-1357
1994	7.4L (N) 454"		17113301	10523	2-1357
K Series					
1999-1996	5.0L (M) 305"		17113405	10516	2-1357
1999-1996	5.7L (R) 350"		17113405	10516	2-1357
1994	7.4L (J) 454"		17113301	10523	2-1357
K15					
1999-1996	5.0L (M) 305"		17113405	10516	2-1357
1999-1996	5.7L (R) 350"		17113405	10516	2-1357
1994	7.4L (J) 454"		17113301	10523	2-1357

YEAR	ENGINE	FOOTNOTES	OE NO. ON EGR VALVE	TOMCO EGR #	KLEAN SCREEN#
GMC TRUCK 8 CYL. (cont'd)					
K25					
1999-1996	5.0L (M) 305"		17113405	10516	2-1357
1999-1996	5.7L (R) 350"		17113405	10516	2-1357
1996-1995	7.4L (J) 454"		17096200	10523	2-1357
K35					
1996-1995	7.4L (J) 454"		17096200	10523	2-1357
P30					
1999-1996	5.7L (R) 350"		17113405	10516	2-1357
1998-1996	7.4L (B) 454"	w/AT	17096200	10523	2-1357
1999-1996	7.4L (J) 454"	w/AT	17096200	10523	2-1357
1997-1995	7.4L (N) 454"	w/AT	17096200	10523	2-1357
1994	7.4L (N) 454"		17113301	10523	2-1357
Savana					
1999-1996	5.0L (M) 305"		17113405	10516	2-1357
1999-1996	5.7L (R) 350"		17113405	10516	2-1357
1998-1996	7.4L (J) 454"		17096200	10523	2-1357
1994	7.4L (N) 454"		17113301	10523	2-1357
Suburban					
1999-1996	5.0L (M) 305"		17113405	10516	2-1357
1999-1996	5.7L (R) 350"		17113405	10516	2-1357
1994	7.4L (N) 454"		17113301	10523	2-1357
Tahoe					
1999-1996	5.0L (M) 305"		17113405	10516	2-1357
1999-1996	5.7L (R) 350"		17113405	10516	2-1357
Yukon					
1994	7.4L (N) 454"		17113301	10523	2-1357
LINCOLN					
6 CYL					
Continental					
1994-1988	3.8L (4) 232"		E6AE-9D460B2A, B4A, E9SE-9D460A2A, A4A	10436	2-1377
8 CYL					
Continental					
1998-1995	4.6L (V) 281"		F55E-9D475A, A2A, A4A, F55Y-9D475A	10466	2-1377
1987-1986	5.0L (F) 302"	Electronic	E6AE-9F483C2A, C4A, D4A, E7AE-9F483A2A	10609	2-1121
1985-1981	5.0L (F) 302"	Electronic	E0SE-9F483A2A, A3A, A4A, B2A, B3A, B4A, E3AE-9F483A2A, A4A, E32E-9F483A2A, A4A, E3VE-9F483A2A, A4A, E3ZE-9F483A2A, A4A, E45E-9F483A2A, A3A, E5AE-9F483A2A, A4A, A4B	10602	2-1121
1981	5.0L (F) 302"	Electronic	E0SE-9F483B2A, B3A, B4A	10602	2-1121
1987-1986	5.0L (M) 302"	Electronic	E6AE-9F483C2A, C4A, D4A, E7AE-9F483A2A	10609	2-1121
1980	5.8L (G) 351"	Electronic	E0AE-9F483A2A, A3A, A4A, E1PE-9H473B2A, B3A, B4A	10605	2-1121
Mark					
1998-1996	4.6L (V) 281"		F7LE-9D475A4A, F7LZ-9D475AA	10444	2-1377
1995-1993	4.6L (W) 281"		F2LE-9D475A2A, A4A, F3LE-9D475A4A, F3LY-9D475A	10458	2-1377
1992-1988	5.0L (E) 302"	Electronic	E6EA-9F483C2A, C4A, D4A, E7AE-9F483A2A, F2AE-9F483AA	10609	2-1121
1992-1988	5.0L (F) 302"	Electronic	E6EA-9F483C2A, C4A, D4A, E7AE-9F483A2A, F2AE-9F483AA	10609	2-1121

YEAR	ENGINE	FOOTNOTES	OE NO. ON EGR VALVE	TOMCO EGR #	KLEAN SCREEN#
LINCOLN 8 CYL. Mark (cont'd)					
1987-1986	5.0L (F) 302"	Electronic	E6AE-9F483C2A, C4A, D4A, E7AE-9F483A2A	10609	2-1121
1985-1981	5.0L (F) 302"	Electronic	E0SE-9F483A2A, A3A, A4A, B2A, B3A, B4A, E3AE-9F483A2A, A4A, E32E-9F483A2A, A4A, E3VE-9F483A2A, A4A, E3ZE-9F483A2A, A4A, E45E-9F483A2A, A3A, E5AE-9F483A2A, A4A, A4B	10602	2-1121
1987-1986	5.0L (M) 302"	Electronic	E6AE-9F483C2A, C4A, D4A, E7AE-9F483A2A	10609	2-1121
1980	5.8L (G) 351"	Electronic	E0AE-9F483A2A, A3A, A4A, E1PE-9H473B2A, B3A, B4A	10605	2-1121
Town Car					
1998	4.6L (W) 281"		F6AE-9D475B4A, F6AZ-9D475BA	10442	2-1377
1997-1996	4.6L (W) 281"		F6AE-9D475B4A, F6AZ-9D475BA	10442	2-1377
1997-1996	4.6L (W) 281"	Full Repair Kit	F6AE-9D475B4A, F6AZ-9D475BA	10442	2-1378*
1995-1991	4.6L (W) 281"		F1AE-9D475A4D, F1AZ-9D475A	10458	2-1377
1995-1991	4.6L (W) 281"	Full Repair Kit	F1AE-9D475A4D, F1AZ-9D475A	10458	2-1378*
1992-1991	4.6L (W) 281"		E9SE-9D475B4A, E9SZ-9D475B	10466	2-1377
1992-1991	4.6L (W) 281"	Full Repair Kit	E9SE-9D475B4A, E9SZ-9D475B	10466	2-1378*
1992-1988	5.0L (E) 302"	Electronic	E6EA-9F483C2A, C4A, D4A, E7AE-9F483A2A, E2AE-9F483AA	10609	2-1121
1987-1986	5.0L (F) 302"	Electronic	E6AE-9F483C2A, C4A, D4A, E7AE-9F483A2A	10609	2-1121
1985-1981	5.0L (F) 302"	Electronic	E0SE-9F483A2A, A3A, A4A, B2A, B3A, B4A, E3AE-9F483A2A, A4A, E32E-9F483A2A, A4A, E3VE-9F483A2A, A4A, E3ZE-9F483A2A, A4A, E45E-9F483A2A, A3A, E5AE-9F483A2A, A4A, A4B	10602	2-1121
1987-1986	5.0L (M) 302"	Electronic	E6AE-9F483C2A, C4A, D4A, E7AE-9F483A2A	10609	2-1121
Versailles					
1980	5.0L (F) 302"	Electronic	E0AE-9F483A2A, A3A, A4A, E1PE-9H473B2A, B3A, BA4	10605	2-1121
MAZDA TRUCK					
4 CYL					
B2300					
1997-1996	2.3L (A) 140"	Marked F6AE-9D475BA	F6AE-9D475BA	10442	2-1377
1997-1995	2.3L (A) 140"	Marked F57E-9D475B2A	F57E-9D475B2A	10457	2-1377
1994	2.3L (A) 140"	Marked F27E- 9D475A2B, A4B	F27E-9D475A2B, A4B	10455	2-1371
B2500					
1999-1998	2.5L (C) 153"	Marked F57E-9D475B2A	F57E-9D475B2A	10457	2-1377
1999-1998	2.5L (C) 153"	Marked F6AE-9D475BA	F6AE-9D475BA	10442	2-1377
6 CYL					
B3000					
1999-1998	3.0L (U) 183"	Marked F87E-9D475G2A	F87E-9D475G2A	10470	2-1377
1997-1996	3.0L (U) 183"	Marked F87E-9D475A2A	F87E-9D475A2A	10449	2-1377
1996-1995	3.0L (U) 183"	Marked F37E- 9D475C2A, C4A	F37E-9D475C2A, C4A	10461	2-1377
1994	3.0L (U) 183"	Marked E6AE-9D475BA	E6AE-9D475BA	10436	2-1377

*Refer to page 32 for information on kit for this application

YEAR	ENGINE	FOOTNOTES	OE NO. ON EGR VALVE	TOMCO EGR #	KLEAN SCREEN#
MAZDA TRUCK 6 CYL. (cont'd)					
B4000					
1999-1995	4.0L (X) 245"	Marked F3DE-9D475A2A	F3DE-9D475A2A	10436	2-1377
1997-1995	4.0L (X) 245"	Marked F37E- 9D475C2A, C4A	F37E-9D475C2A, C4A	10461	2-1377
1994	4.0L (X) 245"	Marked F37E- 9D475B2A, B4A	F37E-9D475B2A, B4A	10464	2-1377
1994	4.0L (X) 245"	Marked E6AE-9D475BA	E6AE-9D475BA	10436	2-1377
MERCURY					
4 CYL					
Lynx					
1987	1.9L (9) 116"	CFI	E6AE-9D460B2A, B4A	10436	2-1377
1987	1.9L (J) 116"	CFI	E6AE-9D460B2A, B4A	10436	2-1377
Sable					
1986	2.5L (D) 153"	CFI, Electronic	E53E-9F483A2C	10603	2-1371
Topaz					
1984	2.3L (A) 140"	1Bbl., Electronic	E43E-9F483C2A, C4A	10603	2-1371
1984	2.3L (R) 140"	1Bbl., Electronic	E43E-9F483C2A, C4A	10603	2-1371
1995-1988	2.3L (S) 140"		E6AE-9D460B2A, B4A	10436	2-1377
1987-1985	2.3L (S) 140"	CFI, Incl.H.O., HSC, Electronic	E53E-9F483A2A, A2C, B2A, B4A, B2C, B4C, F73E-9F483B2A, B4A	10603	2-1371
1995-1988	2.3L (X) 140"	HSC	E6AE-9D460B2A, B4A	10436	2-1377
1987-1985	2.3L (X) 140"	CFI, Incl.H.O., HSC, Electronic	E53E-9F483A2A, A2C, B2A, B4A, B2C, B4C, E73E-9F483B2A, B4A	10603	2-1371
Tracer					
1996-1987	1.9L (J) 116"		E6AE-9D475B2A, B4A, F2CE-9D475A2A, A4A	10436	2-1377
1997	2.0L (P) 121"		F7CE-9D475A4A, A4B, F7CZ-9D475AA	10452	2-1377
1993-1991	2.3L (S) 140"	SEFI	E9SE-9D460A2A, A4A, E9SE-9D475A2A, A4A	10436	2-1377
1993-1991	2.3L (X) 140"	SEFI	E9SE-9D460A2A, A4A, E9SE-9D475A2A, A4A	10436	2-1377
6 CYL					
Capri					
1987-1984	3.8L (3) 230"	CFI, Electronic	E4AE-9F483A2A, A4A, A4B, A4C	10601	2-1121
Cougar					
2000-1999	2.5L (L) 155"		F53E-9D475, A2A, F53E-9D475AA	10462	2-1377
1987-1984	3.8L (3) 230"	CFI, Electronic	E4AE-9F483A2A, A4A, A4B, A4C	10601	2-1121
1997-1994	3.8L (4) 232"		F4SE-9D475A2A, A4A, F4SZ-9D475A	10463	2-1377
1997-1992	3.8L (4) 232"		E6AE-9D460B2A, B4A, E9SE-9D460A2A, A4A, E6AE-9D475B2A, B4A, E9SE-9D475A2A, A4A, F2CE-9D475A2A, A4A	10436	2-1377
1991-1988	3.8L (4) 232"		E6AE-9D475B2A, B4A	10436	2-1377
1990-1989	3.8L (R) 232"	SC	E9SE-9D475B4A, E9SZ-9D475B	10466	2-1377
Marquis					
1987-1984	3.8L (3) 230"	CFI, Electronic	E4AE-9F483A2A, A4A, A4B, A4C	10601	2-1121
Mystique					
1999-1995	2.5L (L) 155"		F5RZ-9D475B, F53E-9D475A2A	10462	2-1377

YEAR	ENGINE	FOOTNOTES	OE NO. ON EGR VALVE	TOMCO EGR #	KLEAN SCREEN#
MERCURY 6 CYL. (cont'd)					
Sable					
1999-1996	3.0L (U) 183"		F57E-9D475B4A, F57Z-9D475B, F7DE-9D475A4A, BA, B4A, XF1E-9D475C3A, XF1Z-9D475CA, CB	10457	2-1377
1995-1986	3.0L (U) 183"		E6AE-9D475A2A, F23E-9D475B2A, F2CE-9D475A2A, A4A	10436	2-1377
1995	3.0L (U) 183"	Exc SHO,FFV	F37E-9D475B4A, F37E-9D475B2A, B4A, F37Z-9D475B	10464	2-1377
1996-1988	3.8L (4) 232"		E6AE-9D460B2A, B4A, E9SE-9D460A2A, A4A, E6AE-9D475B2A, B4A, E9SE-9D475A2A, A4A, F2CE-9D475A2A, A4A	10436	2-1377
1995-1994	3.8L (4) 232"		F4SE-9D475A2A, A4A, F4SZ-9D475A	10463	2-1377
Topaz					
1995-1988	3.0L (U) 183"		E6AE-9D475A2A, F23E-9D475B2A, F2CE-9D475A2A, A4A	10436	2-1377
8 CYL					
Capri					
1986	5.0L (F) 302"	Incl. H.O., SEFI, Electronic	E6AE-9F483C2A, C4A, D4A	10609	2-1121
1985-1983	5.0L (F) 302"	CFI, Electronic	E3AE-9F483A2A, A4A, E45E-9F483A2A, A3A, E5AE-9F483A2A, A4A, A4B	10602	2-1121
Cougar					
1997-1996	4.6L (W) 281"		F6ZE-9D475C2A, C4A, F6ZZ-9D475CA	10446	2-1377
1997-1996	4.6L (W) 281"	Full Repair Kit	F6ZE-9D475C2A, C4A, F6ZZ-9D475CA	10446	2-1378*
1995-1994	4.6L (W) 281"		F1AE-9D475A4D, F1AZ-9D475A	10458	2-1377
1995-1994	4.6L (W) 281"	Full Repair Kit	F1AE-9D475A4D, F1AZ-9D475A	10458	2-1378*
1991-1986	5.0L (F) 302"	CFI, Electronic	E6AE-9F483C2A, C4A, D4A, E7AE-9F483A2A	10609	2-1121
1985-1983	5.0L (F) 302"	CFI, Electronic	E3AE-9F483A2A, A4A, E45E-9F483A2A, A3A, E5AE-9F483A2A, A4A, A4B	10602	2-1121
1985	5.0L (F) 302"	CFI, Electronic	E5PE-9A473B2A, B4A, E57E-9F483A2A, A4B, A4C	10601	2-1121
1993-1991	5.0L (T) 302"		FIPE-9H473A4C, F1PZ-9H473A, F1SE-9F483A4C	10610	2-1371
1991-1986	5.0L (T) 302"	CFI, Electronic	E6AE-9F483C2A, C4A, D4A, E7AE-9F483A2A	10609	2-1121
Grand Marquis					
1997-1996	4.6L (6) 281"		F6AE-9D475B4A	10442	2-1377
2002-2000	4.6L (9) 281"	CNG	XF1E-9D475C3A	10458	2-1377
2002-2000	4.6L (9) 281"	Full Repair Kit	XF1E-9D475C3A	10458	2-1378*
1999-1998	4.6L (9) 281"	CNG	F6AZ-9D475B4A	10442	2-1377
1999-1998	4.6L (9) 281"	Full Repair Kit	F6AZ-9D475B4A	10442	2-1378*
1997-1996	4.6L (9) 281"	CNG	F6AE-9D475A4A, F6AZ-9D475A	10458	2-1377
1997-1996	4.6L (9) 281"	Full Repair Kit	F6AE-9D475A4A, F6AZ-9D475A	10458	2-1378*
2002-1996	4.6L (W) 281"	Exc. NGV	F6AE-9D475B4A, F6AZ-9D475BA	10442	2-1377
1995-1992	4.6L (W) 281"		F1AE-9D475A4D, F1AZ-9D475A	10458	2-1377
1995-1992	4.6L (W) 281"	Full Repair Kit	F1AE-9D475A4D, F1AZ-9D475A	10458	2-1378*
1991-1986	5.0L (F) 302"	CFI, Electronic	E6AE-9F483C2A, C4A, D4A, E7AE-9F483A2A	10609	2-1121
1985-1983	5.0L (F) 302"	CFI, Electronic	E3AE-9F483A2A, A4A, E45E-9F483A2A, A3A, E5AE-9F483A2A, A4A, A4B	10602	2-1121
1985	5.0L (F) 302"	CFI, Electronic	E5PE-9A473B2A, B4A, E57E-9F483A2A, A4B, A4C	10601	2-1121
1991-1986	5.0L (T) 302"	CFI, Electronic	E6AE-9F483C2A, C4A, D4A, E7AE-9F483A2A	10609	2-1121

* Refer to page 32 for information on kit for this application

YEAR	ENGINE	FOOTNOTES	OE NO. ON EGR VALVE	TOMCO EGR #	KLEAN SCREEN#
MERCURY 8 CYL. (cont'd)					
Marquis					
1985-1983	5.0L (F) 302"	CFI, Electronic	E3AE-9F483A2A, A4A, E45E-9F483A2A, A3A, E5AE-9F483A2A, A4A, A4B	10602	2-1121
1985	5.0L (F) 302"	CFI, Electronic	E5ZE-9F483A4B	10605	2-1121
1980	5.0L (F) 302"	Incl. Cal, Electronic	E0AE-9F483A2A, A3A, A4A, E1PE-9H473B2A, B3A, B4A	10600	2-1121
1981-1980	5.8L (H) 351"	Incl. Cal, Electronic	E0AE-9F483A2A, A3A, A4A, E1PE-9H473B2A, B3A, B4A	10600	2-1121
MERCURY TRUCK					
6 CYL					
Mountaineer					
1997	4.0L (X) 245"		F37E-9D475C2A, C4A, F37Z-9D475C	10461	2-1377
1998-1997	5.0L (P) 302"		F55E-9D475A1A, A4A	10466	2-1377
OLDSMOBILE					
4 CYL					
Achieva					
1998-1996	2.4L (T) 146"		17096306, 17113712	10518	2-1357
Cutlass Ciera					
1996	2.2L (4) 134"	A body	17096306	10518	2-1357
6 CYL					
88 Royale					
1995	3.8L (1) 231"		17094153, 17094185, 17113283	10519	2-1379
1999-1995	3.8L (K) 231"		12570094, 17095163, 17096199, 17113284	10520	2-1379
1994	3.8L (L) 231"		17094153, 17094185, 17113283	10519	2-1379
88 Royale LSS					
1999-1996	3.8L (1) 231"		12570094, 17095163, 17096199, 17113284	10520	2-1379
98 Regency					
1995-1994	3.8L (1) 231"		17094153, 17094185, 17113283	10519	2-1379
1996	3.8L (K) 231"		17095163, 17096199, 17113284	10520	2-1379
1995	3.8L (K) 231"		17096199, 17113284, 17095163	10520	2-1379
1994	3.8L (L) 231"		17094153, 17094185, 17113283	10519	2-1379
98 Regency Elite					
1995-1994	3.8L (1) 231"		17094153, 17094185, 17113283	10519	2-1379
1996	3.8L (K) 231"		17095163, 17096199, 17113284	10520	2-1379
1995	3.8L (K) 231"		17096199, 17113284, 17095163	10520	2-1379
Achieva					
1998-1996	3.1L (M) 191"		17096154, 17113285	10515	2-1357
Alero					
1999	3.4L (E) 207"		17096154, 17113285	10515	2-1357
Aurora					
2002	3.5L (4) 214"		12568582	10516	2-1357
Cutlass					
1999-1996	3.1L (M) 191"	N Body	17096154, 17113285	10515	2-1357
1999-1996	3.1L (M) 191"		17096154, 17113285	10515	2-1357
1996	3.4L (X) 207"	W body	17095163, 17096199, 17113284	10520	2-1357









YEAR	ENGINE	FOOTNOTES	OE NO. ON EGR VALVE	TOMCO EGR #	KLEAN SCREEN#
OLDSMOBILE 6 CYL. (cont'd)					
Cutlass Ciera					
1999-1996	3.1L (M) 191"	A body	17096154, 17113285	10515	2-1357
Cutlass Supreme					
1996	3.1L (M) 191"	W body	17096154, 17113285	10515	2-1357
1996	3.4L (X) 207"	W body	17095163, 17096199, 17113284	10520	2-1357
Intrigue					
2002	3.5L (H) 214"		12568582	10516	2-1357
1999	3.5L (H) 214"		17113405, 17113618, 17200268	10516	2-1357
1999-1998	3.8L (K) 231"		12570094, 17095163, 17096199, 17113284	10520	2-1379
LSS					
1998-1996	3.8L (K) 231"		17095163, 17096199, 17113284	10520	2-1379
8 CYL					
Aurora					
2002	4.0L (C) 244"		12568582	10516	2-1357
1999-1995	4.0L (C) 244"		17094028, 17113301, 17113535, 17113713	10523	2-1357
OLDSMOBILE TRUCK					
6 CYL					
Bravada					
1999-1996	4.3L (W) 262"		17113405	10516	2-1357
1995-1994	4.3L (W) 262"		17094058, 17113533, 17113281	10524	2-1357
Silhouette					
1999-1996	3.4L (E) 207"		17096154, 17113285	10515	2-1357
1995-1994	3.8L (L) 231"		17094153, 17094185, 17113283	10519	2-1379
PLYMOUTH					
4 CYL					
Acclaim					
1991-1989	2.5L (J) 153"	w/MT, Turbo	4287163, 4636214	30117	2-1370
1995	2.5L (K) 153"		4287781	10319	2-1370
1989	2.5L (K) 153"		4287183	10307	2-1370
Sundance					
1991-1989	2.5L (J) 153"	w/MT, Turbo	4287163, 4636214	30117	2-1370
Voyager					
1989-1988	2.5L (K) 153"	Turbo	4287171, 172, 177, 182, 183, 185	10307	2-1370
6 CYL					
Acclaim					
1995	3.0L (3) 181"		4287780	10318	2-1370
1994	3.0L (3) 181"		4287780	10318	2-1370
All					
1995-1990	3.0L (3) 181"	w/Stamping No.	4287179	10310	2-1370
Sundance					
1994	3.0L (3) 181"		4287780	10318	2-1370

YEAR	ENGINE	FOOTNOTES	OE NO. ON EGR VALVE	TOMCO EGR #	KLEAN SCREEN#
PLYMOUTH TRUCK					
4 CYL					
Voyager					
1991-1989	2.5L (J) 135"	w/MT, Turbo	4287163, 4636214	30117	2-1370
1995	2.5L (K) 153"		4287781	10319	2-1370
6 CYL					
All					
1995-1990	3.0L (3) 181"	w/Stamping No.	4287179	10310	2-1370
Grand Voyager					
1995-1994	3.0L (3) 181"		4287780	10318	2-1370
1995-1990	3.8L (L) 229"		4287179	10310	2-1370
1995-1994	3.3L (R) 201"		4287777	10317	2-1370
1995-1994	3.3L (T) 201"		4287777	10317	2-1370
Voyager					
1995-1994	3.0L (3) 181"		4287780	10318	2-1370
1995-1990	3.8L (L) 229"		4287179	10310	2-1370
1995-1994	3.3L (R) 201"		4287777	10317	2-1370
1995-1994	3.3L (T) 201"		4287777	10317	2-1370
PONTIAC					
4 CYL					
Grand AM					
1999-1998	2.4L (T) 146"		17096306	10518	2-1357
Sunfire					
1998-1996	2.2L (4) 134"		17096306	10518	2-1357
1998-1996	2.4L (T) 146"		17096306	10518	2-1357
6 CYL					
Bonneville					
2002	3.8L (1) 231"		12568582	10516	2-1379
2001-1996	3.8L (1) 231"		12570094, 17095163, 17096199, 17113284, 17113643	10520	2-1379
1995-1994	3.8L (1) 231"		17094153, 17094185, 17113283	10519	2-1379
2002	3.8L (K) 231"		12568582	10516	2-1379
2001-1995	3.8L (K) 231"		12570094, 17095163, 17096199, 17113284, 17113643	10520	2-1379
1994	3.8L (L) 231"		17094153, 17094185, 17113283	10519	2-1379
Firebird					
2002-1995	3.8L (K) 231"		12568589, 17094098, 17096198, 17113282, 17113642	10517	2-1379
Grand AM					
1998-1996	3.1L (M) 191"		17096154, 17113285	10515	2-1357
1999	3.4L (E) 207"		17096154, 17113285	10515	2-1357
Grand Prix					
1999-1998	3.1L (M) 191"		17096154, 17113285	10515	2-1357
1997-1996	3.1L (M) 191"	w/AT	17096154, 17113285	10515	2-1357
1996	3.4L (X) 207"		17095163, 17096199, 17113284	10520	2-1357
1999-1997	3.8L (1) 231"		17095163, 17096199, 17113284	10520	2-1379
1999-1997	3.8L (K) 231"		17095163, 17096199, 17113284	10520	2-1379

YEAR	ENGINE	FOOTNOTES	OE NO. ON EGR VALVE	TOMCO EGR #	KLEAN SCREEN#
PONTIAC (cont'd)					
8 CYL					
Firebird					
1999-1998	5.7L (G) 350"		17113589, 17099322, 17113527	10521	2-1357
PONTIAC TRUCK					
6 CYL					
Trans Sport					
1999-1996	3.4L (E) 207"		17096154, 17113285	10515	2-1357
1995-1994	3.8L (L) 231"		17094153, 17094185	10519	2-1379
SATURN					
4 CYL					
All					
1999-1995	1.9L (7) 116"		21008421	10530	2-1357
1999-1995	1.9L (8) 116"		21008421	10530	2-1357
SC2					
1994	1.9L (7) 116"	DOHC, Cal	21006601, 21006754, 21008421	10530	2-1357
SL2					
1994	1.9L (7) 116"	DOHC, Cal	21006601, 21006754, 21008421	10530	2-1357
SW2					

NUMERICAL LIST


PART #	APPLICATION & YEAR	FIG#
2-1121	FORD 1980-1981, 1983-1987, 1991-1993, FORD TRK 1981-1986, LINCOLN 1980-1992, MERC 1980-1981, 1983-1991	2
2-1357	BUICK 1996-1999, CADILLAC 1993-2002, CHEV 1993-1999, CHEV TRK 1992-2001, GMC TRK 1992-2001, OLDS, 1996-1999, 2002, OLDS TRK 1994-1999, PONT,1996-1999, PONT TRK 1996-1999, SATURN 1994-1999	1
2-1370	CHRYSLER 1988-1995, CHRY TRK 1990-1995, DODGE TRK 1988-1997, EAGLE 1993-1995, PLYMOUTH 1988-1995, PLYMOUTH TRK 1989-1995	5
2-1371	FORD 1984-1995, FORD TRK 1984-1997, MAZDA TRK 1994, MERCURY 1985-1987,1991-1993	6
2-1377	FORD 1984, 1986-2002, FORD TRK 1986, 1987, 1993-1999, LINCOLN 1988-1998, MAZDA TRK 1994-1999, MERCURY 1986-2002, MERCURY TRK 1997-1998	3
2-1378	FORD 1992-2002, LINCOLN 1991-1997, MERCURY 1992-2002	4
2-1379	BUICK 1994-1999, 2001-2003, CHEVROLET 1995-2002, CHEV TRK 1994-1995, OLDSMOBILE 1994-1999, OLDS TRK 1994-1995, PONTIAC 1994-2002, PONT TRK 1994-1995	7

 <p>FIG. 1</p>	 <p>FIG. 2</p>	 <p>FIG. 3</p>
 <p>FIG. 4</p>	 <p>FIG. 5</p>	 <p>FIG. 6</p>
 <p>FIG. 7</p>	<p>PATENT PENDING</p>	 <p>If you have this gasket use Tomco Part # 2-1379</p>

Ford PFE Klean Screen™ Kit


For 4.6L Engines

"Service the complete system"



Part # 2-1378

In many cases, the passages in the intake have to be cleaned to restore the EGR system to normal operation. These passages are located under the intake adaptor. (See Illustration) The Ford PFE Klean Screen Kit comes with a replacement gasket for this adaptor. The kit also comes with the Klean Screen Gasket and Basket to help reduce the buildup in the EGR system in the future.

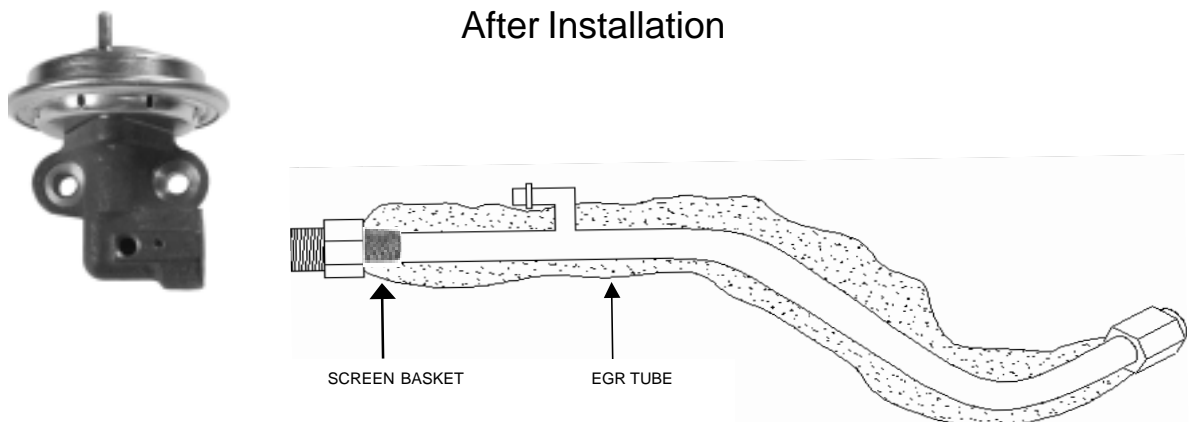
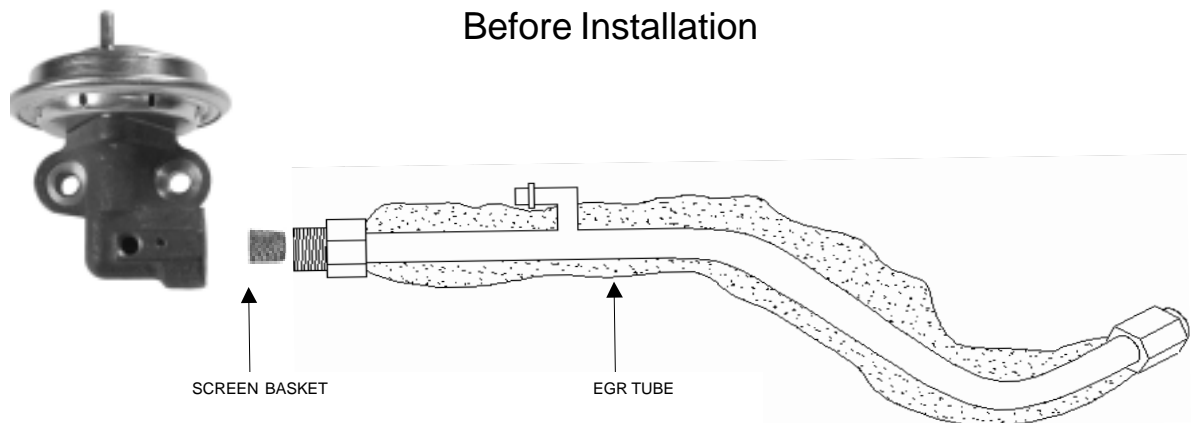


Helps reduce carbon buildup that blocks the EGR intake passages.

Catch and filter out these carbon particles that collect in the EGR intake passages causing stalling and rough idle

Klean Screen Basket Installation Instructions

To install the basket, gently start the basket into the EGR tube. Using a socket the same size as the diameter of the basket, gently insert the basket into the tube until it is off of the seating area of the EGR tube.



Ask about our complete line of Fuel & Emission Parts

- AIR Pump Check Valves
- AIR Tubes
- Carburetor Kits
- Camshaft & Crankshaft Position Sensors
- Canister Purge Valves / EVAP
- Connectors
- EGR Boost Sensors
- EGR Delta Pressure Feedback Sensors
- EGR Filter / GM Integrated EGR Valve
- EGR Klean Screen Carbon Filters
- EGR Carbon Filter / EVP Kits
- EGR PFE Hose
- EGR Pressure Feedback Sensors
- EGR Solenoids
- EGR Valves Sky-Guard®
- EGR Valves OEM-Style
- EGR Valve Position Sensors
- Evaporative Pressure Sensors
- Engine Coolant Temperature Sensors
- Ford Throttle Air Adjust Spacer Plate
- Fuel Injection Installation Kits
- Fuel Injectors
- Fuel Injector Seal Kits
- Fuel Pressure Regulators
- Idle Air Control Motors
- Idle Speed Control Motors
- Intake Air / Air Charge Temperature Sensors
- Knock Sensors
- MAP / BARO Sensors
- Mass Air Flow Sensors
- Mixture Control Solenoids
- Platinum II® Oxygen Sensors
- Thermal Vacuum Valves
- Throttle Position Sensors
- Vehicle Speed Sensors

TOOLS:

- EGR Valve Tester
- Float Weight Scale
- OBDII Code Book
- Oxygen Sensor Tester
- Oxygen Sensor Socket
- PASS-KEY Trouble Code Retrieval Kit
- Quick Probe Test Connector
- Throttle Blade / IAC Passage Cleaning Kit
- Wire-Safe Probe Test Connector

CATALOGS:

- C8-3000 Carburetion
- C11-4000 Fuel & Emissions
- C13-02 Oxygen Sensors
- C21-2000 Problem Solvers

TOMCO^{TI} INC.
St. Louis, Mo. 63129

TOMCO Supports  **ASE** National Institute for
AUTOMOTIVE
SERVICE
EXCELLENCE

We Support

Be Car Care Aware™